



10/15/15

SAVE THE DATE

for a
Community Involvement Process
on the
State of Education in Arizona
and the
Sedona-Oak Creek School District's
"Current Realities"

- WHO:** Everyone is invited
- WHAT:** Community Forum
- WHERE:** Sedona Performing Arts Center (SPAC)
- WHEN:** Thursday, October 15, 2015 - 5:30 to 7:30 p.m.
- WHY:** Discuss current realities in AZ Public Schools and SOCUSD#9
- HOW:** Facilitated by the AZ School Board Association (ASBA)

For more information contact the Superintendent of the Sedona-Oak Creek Unified School District, Mr. David Lykins, at 928-204-6800.



Welcome

October 15th 2015

Community Forum



Mission of ASBA

Promote locally elected governance of public education and continuous improvement of student success by providing training, leadership and essential services to public school governing boards.

KAREN LOFTUS, MBA, SPHR, SHRM-SCP
ARIZONA SCHOOL BOARDS ASSOCIATION
WWW.AZSBA.ORG



Community Forum

Tim Carter - Current Realities Public Education in AZ

Colleen Toscano - Arizona School Finance 101

Dave Lykins - SOCUSD Current Realities

Karen Loftus - Community Feedback Facilitator





Yavapai County

EDUCATION SERVICE AGENCY

THE FIRST CHOICE FOR EDUCATIONAL SERVICES

SCHOOL SUPERINTENDENT

Tim Carter

County School Superintendent

Appointed 2005

Elected 2006, 2008 and 2012




Current Realities of Arizona Public Schools / Legislation

Arizona School Finance 101

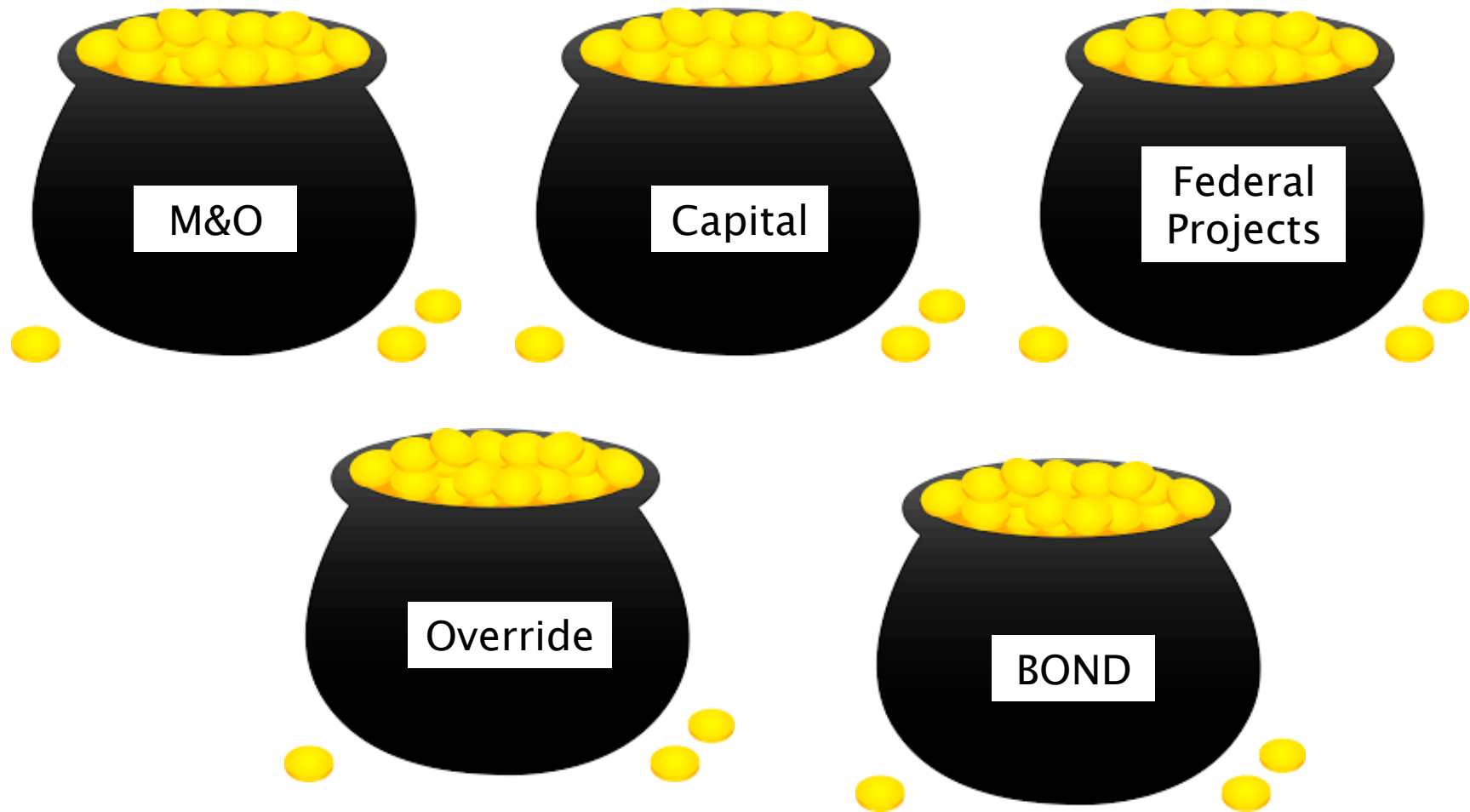
Presented by
Mrs. Colleen Toscano,
SOCUSD Finance Director



Community Video




So...How do we determine how much \$\$\$ is in our pots each year?



State Equalization Formula

- ▶ 1980–1981 the AZ Legislature refined the school finance system
- ▶ Goal was to provide equal dollars per student
- ▶ This formula is applied to the M&O budget, and the Capital budget




How do we define 'a student'?

ADM

Average Daily Membership

The average number of students enrolled during the first 100 days of school.



If we start with our largest pot—
Maintenance and Operations (M&O)




98%

M&O Budget Formula

M&O Budget Limit


- The M&O Budget Limit is based on a number of formulas heavily dependent upon the Average Daily Membership (ADM).
- Note– Kindergartners only generate a .5 ADM instead of a full 1.0 for ADM. This is due to the state only funding half day KG programs.



M&O Budget Formula


Weighted ADM / Student counts

- takes into consideration the relative associated cost of educating certain classifications of students.
- Group A weights – The K–8 and 9–12 ADM counts are weighted, allowing each student to be worth more than 1.0
 - K–8 = 1.158 9–12 = 1.409
- Group B weights – This is how students with support services generate additional funding.



M&O Budget Formula

Weighted Student Count x Base Support Level

- The amount of \$\$\$ determined each year by the Legislature per 1.0 weighted student
 - Voter approved that this amount is to increase each year equal to that of inflation or 2% which ever is less
 - State Legislature hasn't honored past years inflationary funding and for our district that would have meant an additional **\$372,000** in the current years budget
 - This is equivalent to \$4000 per teacher in our district, that the Legislature hasn't funded
- 


M&O Budget Formula

Teacher Experience Index (TEI)

- Allows extra budget capacity for districts whose average years of teaching experience exceeds the state average

Transportation Formula

- based on average daily route miles



M&O Budget

Maintenance and Operations (M&O) Budget

- Salaries & Benefits
- Supplies
- Purchased Services
- Utilities



Capital Outlay




2%

Capital Outlay/District Additional Assistance

Unweighted student count (ADM) X the state support level.

Current year allocation = \$93,765
roughly \$85 per student.

State has made drastic cuts to the capital funding formula over the past 5 years. \$2,041,225



Federal Projects

Federal Projects


- Must be spent on designated federal program expenditures only.
- Funding is determined based on the number of students receiving services, census counts, or socio-economic need.



M&O Budget Override

Overrides

- ✦ Overrides are voter approved initiatives that allow school districts to override their budget by a percentage of the M&O Budget Limit.
- ✦ Current SOCJUSD voter approved override= 15%
 - ✦ \$917,585



Bonds


- ❖ Voter approved funds used for Building new facilities and renovating existing facilities. Bus purchases, site improvements, technology infrastructure.



Where do the formula dollars come from?

Property Taxes

- ▶ There are 3 lines on the tax bill which reference schools.
 - Sedona Unified SD #9
 - This is the local school district tax levy. These dollars fund our Maintenance & Operations, capital, override, and debt service budgets.
 - The local school district tax rate decreased by \$.20 in 2016.
 - 2016 = \$2.6302 / \$100 assessed value
 - 2015 = \$2.8283 / \$100 assessed value




Where do the formula dollars come from?

Property Taxes

- **Minimum School Tax**

- These tax rates are set by the state and do not fund our local school district. These funds go to the state and are redistributed out for education funding across the state.
- This is known as state equalization assistance.


\$4,344,451




Where do the formula dollars come from?

Property Taxes

- **Additional State Aide / Homeowner's rebate**
 - Homeowners who have an eligible primary residence in the state qualify to receive a homeowner's rebate for education.
 - This is often seen as a credit or reduction to the total property's tax bill.



Historical M&O Budgets



SOCJUSD M&O BUDGETS for last 10 years

❖ 2006-07	\$8,810,347
❖ 2007-08	\$9,217,936
❖ 2008-09	\$9,118,942
❖ 2009-10	\$8,210,467
❖ 2010-11	\$7,801,575

(continued)



SOCJUSD M&O BUDGETS for last 10 years

weighted ADM

❖ 2011-12 \$7,545,248

❖ 2012-13 \$7,680,964


❖ 2013-14 \$7,055,181

❖ 2014-15 \$7,296,863

❖ 2015-16 \$7,293,524


1585

=\$4600 per weighted student



What's on the Horizon?

- ◆ The State legislature has approved a change in the way public schools are funded to begin next year 16/17sy
- ◆ The change is from prior year ADM funding to current year / live ADM funding.




What does that mean?

- ◆ Prior year funding gave district's time to plan for increases/decreases in budget limits due to ADM changes year to year
- ◆ Current year funding means that District's will be planning for programs and staffing for the upcoming school year without knowing their final budget amounts until the year is already more than half over (100 days)



Thank you



SOCUSD Current Reality

Presented by
Superintendent Dave
Lykins



Current Reality

SOCUSD

Sedona-Oak Creek Unified School District (SOCSD) is proud to serve a diverse population in the greater Sedona area. SOCSD is comprised of an traditional high school, an on-line high school, and two K-8 schools. Head Start and preschools are housed on the elementary campuses.

Successes of the Sedona-Oak Creek School District 2014-2015 School Year

- ASA “All Arizona Superintendent of the Year” Award 2014/2015
- Passage of a full 15% M&O override with a special thanks to a supportive community
- Completed the AdvancED Accreditation Process (one of eighteen districts out 220+ school districts in Arizona) culminating in district-wide systems accreditation
- Sedona Red Rock High School received an “A” grade eight years in a row (the only high school achieving this feat outside the metropolitan area.
- Certificate of Excellence from Governmental Financial Officers Association for exemplary finances
- 100 % compliance with Arizona Department of Education audit for special education
- Robust technology systems available in all of the schools
- Implementation of a comprehensive benchmark assessment and accountability system.
- Development of a district-wide vision statement, gaining consensus to become a school district instead of a district with schools
- Full implementation of S.M.A.R.T goals for all administrators and teachers promoting continuous school improvement
- Signature programs at each of our schools

Sedona Red Rock High School:

- U.S. News and World Report recognized SRRHS as Best High Schools (National Ranking)
- U.S. News and World Report recognized SRRHS as #18 best high school in entire state of Arizona (no high school north of Scottsdale is in top 50 other than SRRHS)
- Advanced Placement Course Offerings in Math, English, History, Science and Spanish
- Dual Enrollment awarding college credit in Science, Math, English, Business
- Career and Technology Education course offerings including Business and Accounting, Marketing, Photography, Digital Media Arts, Performing Arts including technical theater and technical stage, Graphic Arts, Desktop Publishing including award winning yearbook and school newspaper
- Strong core academic programs
- Enrichment opportunities in full time music, art and poetry/poetry out loud

West Sedona School:

- APS STEM Focus School for the Future
- Partnering with Gardens for Humanities and being published in [Arizona Gardens for Learning](#)
- Montessori inspired K-2 classrooms
- Partnerships with AZ Science Center for engineering and robotics

Big Park Community School:

- Caring veteran staff with almost 300 years of combined teaching experience
- A 20-year tradition of a vibrant and successful Life Skills program
- Northern Arizona's premier K-2 Multi-Age programs
- Partnership with NAU Center for Excellence in Education for engineering and robotics


- SRRHS principal – 4 year view
- Superintendent - look further out
- Priorities- common core, MOWR, P/T eval framework, passing override
- Time to address our current reality

Communication

- February, March, April 2014 - Discussed enrollment trends with all stakeholders
- February, March, April 2015 - Presented the enrollment trends with all stakeholders during the budgetary process
- Budgetary process concluded with next steps of presenting at site councils and community forums at the start of the 2015-16 SY

10 year ADM trends

	05/06	06/07	07/08	08/09	09/10	10/11	11/12	12/13	13/14	14/15
k.8	929	907	885	806	759	757	762	738	688	668
9.12	509	526	489	500	488	460	493	490	472	474
total	1438	1433	1374	1306	1247	1217	1255	1228	1160	1142

\$9.2 million  \$7.2 million

Current Cohorts

	KG	1st	2nd	3rd	4th	5th	6th	7th	8th	9th	10th	11th	12th
BP	22	29	39	35	38	37	22	23	27				
WSS	49	52	50	54	39	31	35	40	38				
RRHS										105	126	115	91
Charter	12	12	22	19	16	16	23	10	8				
Totals	83	93	111	108	93	84	80	73	73	105	126	115	91

Avg 14%
 loss in cohorts
 by the time they reach high school

Current Reality

40th day ADM

	<u>2014-15</u>			<u>2015-16</u>			, +/-
	ADM	grp A weights	Total	ADM	grp A weights	Total	
SRRHS	474	x 1.409	667.866	442	x 1.409	622.778	-45.088
WSS	353	x 1.158	408.774	362	x 1.158	419.196	10.422
BP	315	x 1.158	364.77	257	x 1.158	297.606	-67.164
Total	1142		1441.41	1061		1339.58	-101.83

	<u>BP</u>	<u>WSS</u>	<u>Total</u>
KG	22	49	71
1	29	52	81
2	39	50	89
3	35	54	89
4	38	39	77
5	37	31	68
6	22	35	57
7	23	40	63
8	27	38	65

Long Range Planning

15/16sy

SRRHS

9th =	105
10th =	126
11th =	115
12th =	91
<hr/>	
Total=	437

Middle School

BP

6th=	22
7th =	23
8th =	27
<hr/>	
Total=	72

WSS

6th =	35
7th =	40
8th =	38
<hr/>	
Total=	113

4 years out

SRRHS

5th	68
6th	57
7th	63
8th	65
<hr/>	
Total=	253

+ 57 Charter
310

Middle School

BP

2nd	39
3rd	35
4th	38
<hr/>	
Total=	112

WSS

2nd	50
3rd	54
4th	39
<hr/>	
Total=	143

What does this all mean in Dollars???

- Current year 40th day weighted student counts

loss of -101.83 students

X \$4600 per weighted student =

Loss of \$468,418 in 16/17sy

- Continued Sedona Red Rock High School ADM loss over next 4 years

loss of -127 students

X 1.409 weighted factor

X \$4600 per weighted student =

Loss of \$823,138

Note: a portion of this amount will be lost in 16/17sy as well, due to change to current year funding

- Estimated Total Impact to M&O Budget Capacity

\$ 1,291,556

Why we are here tonight

- Share accurate information
- Engage our Community
- Identify strategies and concepts to successfully move forward in a model that sustains a high quality education for all of our students.

Steps to Success

- Well Attended Forum
- Participants are positive and solution seeking
- What is best for ALL of our students is kept first in all discussions and solutions.

Constants

- Funding for public schools in AZ has (changed)
- The enrollment in SOCUSD has (changed)
- As a result our delivery to insure quality programs for all students must (change)

Thank you

Community Feedback

PRESENTED BY KAREN LOFTUS, MBA, SPHR, SHRM-SCP

ARIZONA SCHOOL BOARDS ASSOCIATION

WWW.AZSBA.ORG





October 15, 2015 Community Forum

Tell us about you: (Check all that apply)

- I am a parent / guardian of a child in the district
- I am a teacher / staff member in the district
- I am a resident / business owner in the community
- I am a student in the district

Based on the material presented, I have a clarifying question or a strategy / idea to pursue: (Check which content area applies)

- Legislative Realities (Mr. Tim Carter, Yavapai County School Superintendent)
- School Finance Realities (Ms. Colleen McCabe, Director of Finance)
- Our District's Reality (Mr. David Lykins, Superintendent)

Please provide ASBA & the District your input by completing both sides of this form. Make sure to turn it in before you leave!

Based on the material presented, I have a clarifying question or a strategy / idea to pursue: (Check which content area applies)

- Legislative Realities (Mr. Tim Carter, Yavapai County School Superintendent)
- School Finance Realities (Ms. Colleen McCabe, Director of Finance)
- Our District's Reality (Mr. David Lykins, Superintendent)

As time allows this evening, we will be addressing your clarifying questions or strategies/ideas based on the presentations you just heard. Fill in this form and hand it off to an ASBA or District staff member for consideration.

What Happens Next?

Interested in participating in our Community Roundtable on Saturday, November 7, 2015?

Parents / Guardians


Teachers / Staff

Community Members / Business Owners

Interested in participating in our Community Roundtable on Saturday, November 7, 2015?

- I am available to attend on Saturday, November 7, 2015 between 9:00 am and 1:00 pm
- I will come prepared, having reviewed the minutes from the October 15, 2015 Community Forum and other provided materials
- I will come prepared, having already met with & sought input from 3 community members
- I will come prepared, having reviewed *The Seven Habits of Highly Effective People*

**Still Interested in participating in
our Community Roundtable on
Saturday, November 7, 2015?**




[https://www.surveymonkey.com/r/
BN9RV8G](https://www.surveymonkey.com/r/BN9RV8G)

Sedona Oak Creek SD

Community Partners Website

<http://www.sedona.k12.az.us/community-partners.html>



Next Steps

Community Forum #2

November 7th 2015 (Saturday)

9:00 AM – 1:00 PM

Hilton Sedona Resort

